



Washington State Summary

Lyman Elementary School

8183 Lyman Avenue
Lyman, WA 98263-0000

360.855.3535

Enrollment

(2019-20 School Year)

171



1%

English Learners

50%

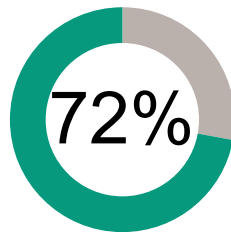
Low Income

Student Performance

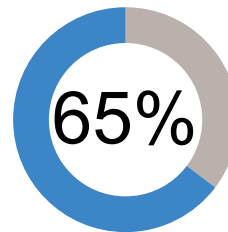
How are we doing getting students to their learning goals?



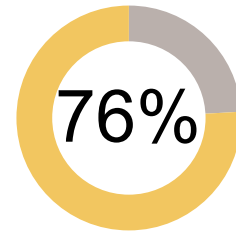
English Language Arts



Math



Science



Met grade level standards on state administered tests

How engaged are our students?




Have Regular Attendance



46%

Have High English Language Arts Growth



37%

Have High Math Growth

About Our Teachers and Classrooms



12

Number of Teachers

83.3%

Have Master's Degree or Higher

16.1

Average Years Experience



15.3

Number of Students per Teacher

Finances

(2017-18 School Year)

How much money do we spend on each student?

\$14,325

Staff Salary & Benefits



\$2,015

Non-Personnel Costs

All information is for the 2018-19 school year, unless otherwise noted. To see more from the Washington State Report Card, visit WashingtonStateReportCard.OSPI.k12.wa.us/ReportCard/ViewSchoolOrDistrict/102380
If you have questions or comments, contact ReportCardRedesign@k12.wa.us

