



Washington State Summary

Clear Lake Elementary School

23631 Lake Street
Clear Lake, WA 98235-0000

360.855.3530

Enrollment

(2019-20 School Year)

289



10%

English Learners

43%

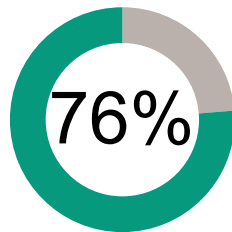
Low Income

Student Performance

How are we doing getting students to their learning goals?

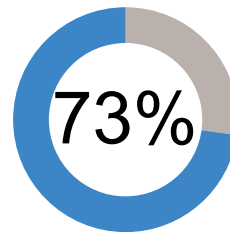


English Language Arts



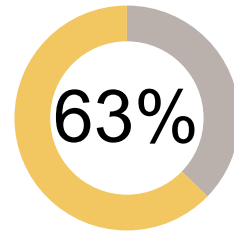
76%

Math



73%

Science



63%

Met grade level standards on state administered tests

How engaged are our students?




Have Regular Attendance



26%

Have High English Language Arts Growth



38%

Have High Math Growth

About Our Teachers and Classrooms



22

Number of Teachers

45.5%

Have Master's Degree or Higher

8.9

Average Years Experience



13.5

Number of Students per Teacher

Finances

(2017-18 School Year)

How much money do we spend on each student?

\$11,398

Staff Salary & Benefits



\$2,015

Non-Personnel Costs

All information is for the 2018-19 school year, unless otherwise noted. To see more from the Washington State Report Card, visit WashingtonStateReportCard.OSPI.k12.wa.us/ReportCard/ViewSchoolOrDistrict/102384. If you have questions or comments, contact ReportCardRedesign@k12.wa.us

