



# Washington State Summary

## Big Lake Elementary School



### Enrollment

(2019-20 School Year)

332



4%

English Learners

22%

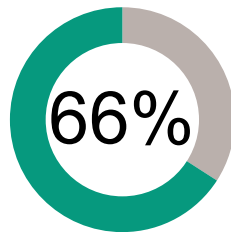
Low Income

### Student Performance

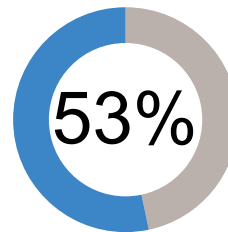
How are we doing getting students to their learning goals?



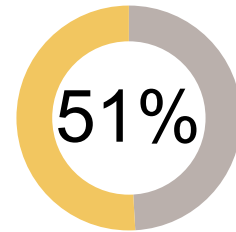
English Language Arts



Math



Science



Met grade level standards on state administered tests

### How engaged are our students?




95%

Have Regular Attendance



35%

Have High English Language Arts Growth



31%

Have High Math Growth

### About Our Teachers and Classrooms



22

Number of Teachers

36.4%

Have Master's Degree or Higher

11.1

Average Years Experience



14.5

Number of Students per Teacher

### Finances

(2017-18 School Year)

How much money do we spend on each student?

\$10,435

Staff Salary & Benefits



\$2,015

Non-Personnel Costs

All information is for the 2018-19 school year, unless otherwise noted. To see more from the Washington State Report Card, visit [WashingtonStateReportCard.OSPI.k12.wa.us/ReportCard/ViewSchoolOrDistrict/102379](http://WashingtonStateReportCard.OSPI.k12.wa.us/ReportCard/ViewSchoolOrDistrict/102379)  
If you have questions or comments, contact [ReportCardRedesign@k12.wa.us](mailto:ReportCardRedesign@k12.wa.us)

