

Click here for additional information on the status of our Report Card redesign, and what is coming next

Select Organization Type: School
 Select Organization: Sedro-Woolley School District_Central Elementary School

Students Meeting standard on the general state assessment in 2018


	English Language Arts	Math	Science
3rd	41.8%	64.8%	
4th	66.0%	62.4%	
5th	36.6%	32.8%	48.0%
6th	43.8%	41.0%	

Students meeting standard on the general assessment in 2016, 2017 and 2018



Student Enrollment Information

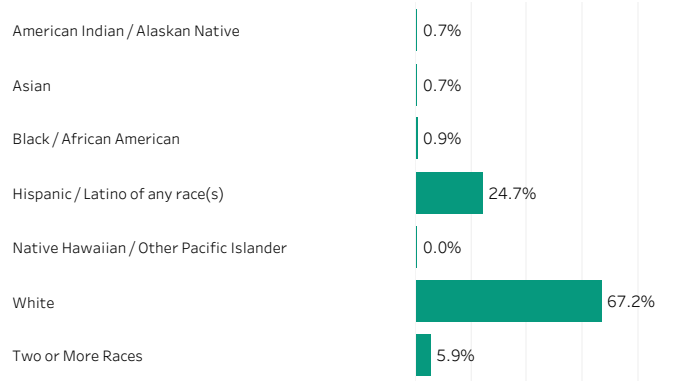
Enrollment



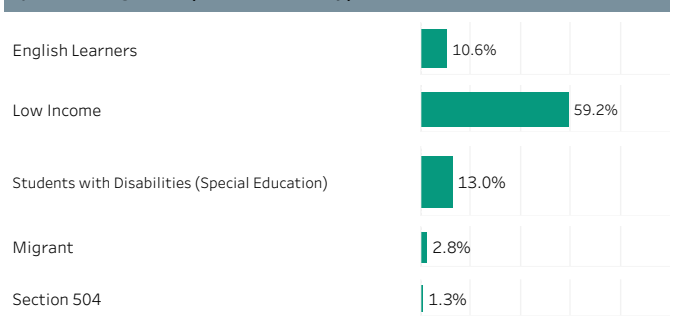
Gender (Percent of October Enrollment)




Race/Ethnicity (Percent of October Enrollment)



Special Programs (Percent of May)



Other Measures



Educator and Finance Data will be released at a later date